




eddyliner[®] digital C

Digital eddy current test instrument for one channel nondestructive testing of metal components, including mass produced parts and semi-finished products for cracks, pores and grinder burn according to the Preventive Multi-Filter Technology (PMFT).



The eddyliner digital C distinguishes itself with compact design and concentration on one channel crack and grinder burn detection with one probe and combines that with the well known ibg test reliability and ease of operation. The ergonomic interface enables correct and simple operation via touch screen. All functions and test results are captured at a glance.

Digital processing of the measuring signal with unique processors, immediately after the pre-amplifier guarantees the greatest possible stability of test results.

The eddyliner is based on the ibg system concept proven for decades. All probes and rotating heads of the ibg system family can be used. The eddyliner is therefore recommended not only for the solution of new tasks but also as an upgrade for existing production machines to be equipped with state-of-the-art eddy current technology.

Up to now, competitive instruments require sophisticated and time-consuming manual determination and setting of suitable filter band, phase angle and gain. We replace that by the ibg exclusive development of Preventive Multi-Filter Technology (PMFT) with automatic tolerance zone creation. This quantum leap in the eddy current technology, unique to ibg worldwide, estab-

lishes a new standard for quality in crack and grinder burn detection.

During material data recording (calibration) with PMFT, surface areas of several good parts are scanned, and the good surface eddy current “noise” is recorded simultaneously in each of 30 band pass filters. Tolerance zones, enveloping 360 degrees, are automatically created within each filter band, capturing the allowable eddy current “noise” from good parts. The eddy current signals of good parts are the result of surface roughness and material properties. Thus, the thirty tolerance zones store the part specific fingerprint of the good parts. Additionally, edge effect, hardness profile run out, eccentricity, etc. of the good parts are calibrated during material data recording. Pseudo rejects are, therefore, reduced considerably without losing visibility to real flaws. Real flaws are now automatically detected no matter their frequency content or phase angle content. Even unexpected flaws that can be detected by eddy current are reliably detected.

This unique “good-part-only-concept” enables setup within a few minutes. Simply record an adequate number of good parts. One keypress switches to Preventive Multi-Filter Test and testing can start. That’s all!

Product features

- **Probes**

A variety of crack detection probes are available with different scan width, sensitivity and design. Customised models for special applications are designed and manufactured in house. Our compact and precision rotating heads eddyscan H and eddyscan F, operated with our eddyliner, can be the solution for cycle time optimised crack tests. Monitoring of probe cable break guarantees maximum reliability for continuous operation.

- **Lift-off compensation**

Eccentricity of a workpiece can be offset electronically thanks to lift-off compensation. This function requires special lift-off compensation probes.

- **Histogram**

The ibg multi-coloured histogram displays the test results of all reference data, the latest 100 bad parts and up to 1,000 good parts at a glance. They can be evaluated later, an essential function when reference parts are first recorded and afterwards cross checked in the laboratory. If it turns out that some assumed NG parts need to be added to the reference parts it is just a matter of one keystroke.

- **Suspend**

The suspend function enables areas on components such as holes not to be tested.

- **Part types**

50 part types with all settings and reference data can be stored in the device memory and switched manually or via PLC for automated processes.

- **Displays**

Test results are shown as bargraph, xy-diagram with tolerance zones, x(t) and y(t) or three-dimensional C-scan, selectable. The C-scan (or cascade diagram) provides a planar display of a cylindrical surface to enable visualisation of defect position and length.

- **Frequency range**

The carrier frequency is selectable within a range of 3 kHz and 10 MHz in 21 steps. The filter frequencies of the 30 band pass filters are spread in the range 6 Hz - 5 kHz.

- **Data storage**

Test results, part types and device settings are stored internally on a robust flash memory and externally on an USB stick. Test results may additionally be logged via Ethernet. A ring buffer logfile records all actions and allows fast debugging for service purposes.

- **Activating test**

Start of test manually at the touch screen, via PLC or an optional start button.

- **Automation without PLC**

Direct control of sorting devices, paint marking systems or indicating lamps is possible with the integrated 24 Vdc (2.5 amps) power supply, providing a low cost solution for small automated systems without an additional PLC.

- **Remote control**

The eddyliner is remotely operable by every network computer via VNC viewer software.

- **Access protection**

The instrument provides a multilevel access authorisation concept that operates by pin code.

- **Help function**

The user always has access to a context sensitive help function on the device screen which often renders a look into the manual unnecessary.

- **Languages**

Included are: German, English, Spanish, French, Czech, Chinese, Hungary, Italian, Japanese, Korean and Russian. Other languages as option.

- **Screen**

Tough 10.2" TFT touch screen, colour display, resolution 1,024 x 768 pixel, operable with gloves.



Connections


- **IO-Ports**
optically insulated interface for PLC connection with 32 inputs and 32 outputs
- **Network**
Gigabit Ethernet network interface
- **Printer**
commercially available printers may be connected via USB 2.0 or Ethernet to printout test results
- **XVGA**
XVGA interface allows connection to a monitor or projector, an essential feature for training courses

Housing

- completely sealed and thus can be used in a dusty production environment
- desktop housing, inclinable by folding feet
- 19" rack installation as option

Technical Data

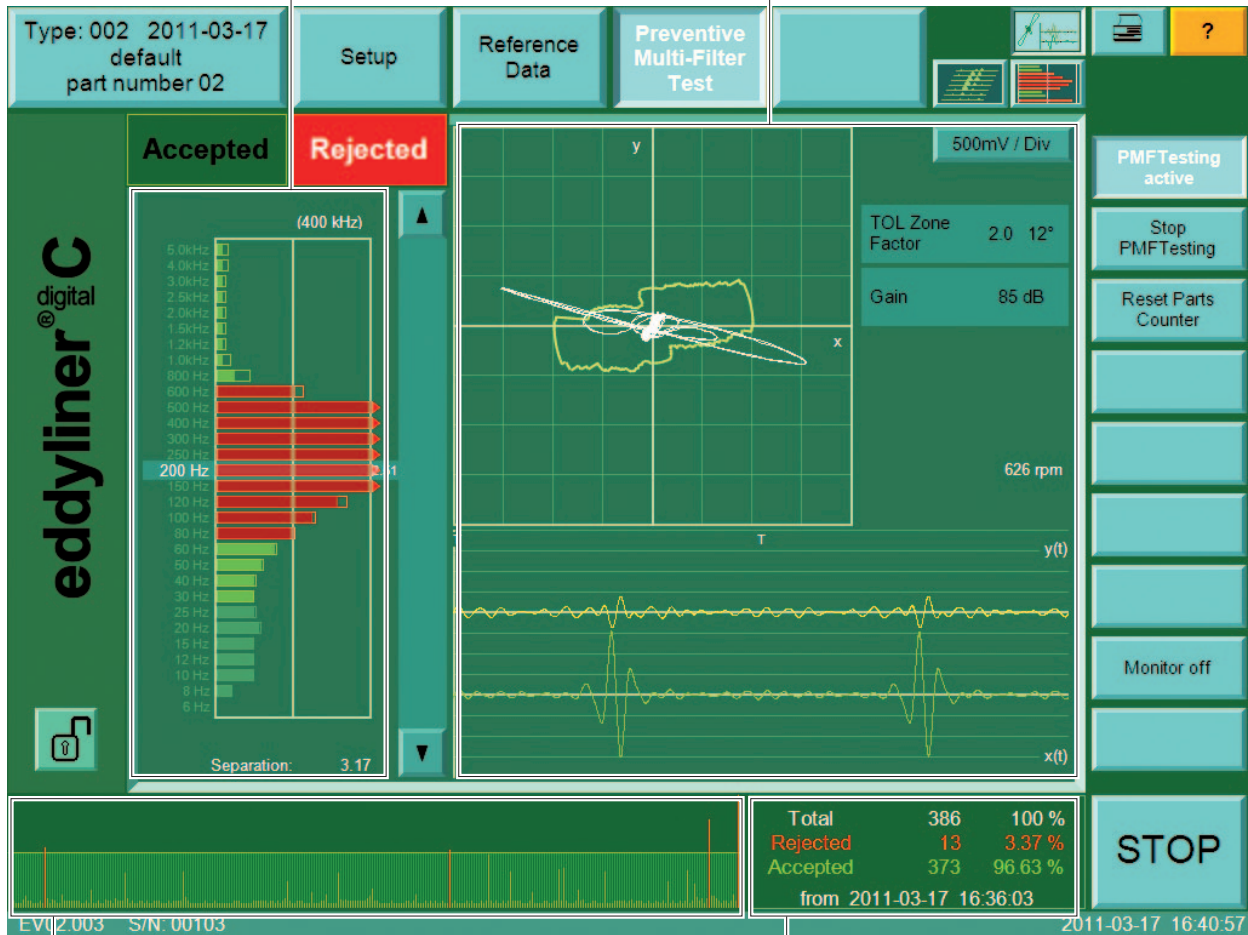
Mains: 100 - 240 V, 50/60 Hz
 Protection class: IP 41
 Ambient temperature: 0 - 45°C
 Relative humidity: max. 85 %, non condensing
 Dimensions (w x h x d): 304 x 229 x 200 mm
 Weight: 6 kg



High testing accuracy, sensitivity and temperature stability - probes of different design for crack and grinder burn detection. Back-left an eddyscan H rotating head for testing parts in a line. Back-right an eddyscan F for testing boreholes and surfaces.

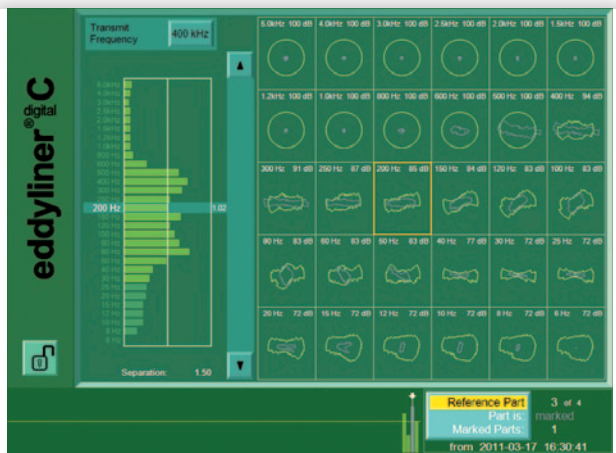
Bargraph display of the latest test results over all 30 band pass filters.

Classic signal curve display of a single band pass filter with relating good part tolerance zone.

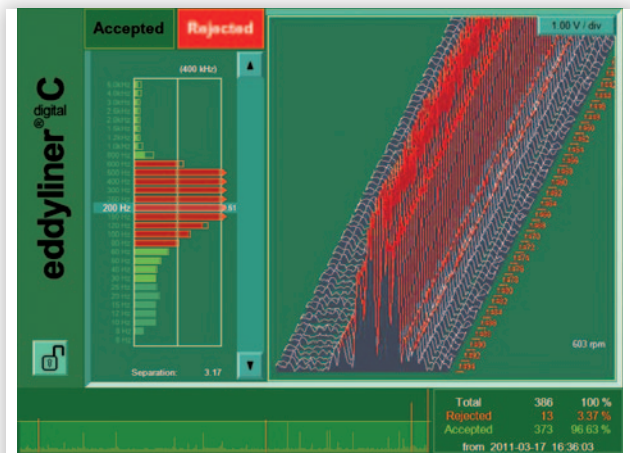


Test result history

Parts counter



Display of all 30 tolerance zones in material data recording




C-scan display of test result



● ibg
■ ibg Partner



Instruments



Coils and Probes



Automation

For more than 30 years, the ibg group has been a market leader manufacturing eddy current test instruments and setting technology standards. Whether for multi-frequency structure verification, automatic tolerance zone generation or multi-channel crack and grinder burn detection - again and again innovations and inventions of the ibg developers shape the market and provide advanced testing solution.

The headquarters is situated in Ebermannstadt, Upper Franconia, and together with subsidiaries in the US, Switzerland and Great Britain as well as a competent worldwide partner network, we service our customers in industry and automotive engineering.



Headquarters

ibg Prüfcomputer GmbH
Pretzfelder Straße 27
91320 Ebermannstadt
Germany
Tel. +49 9194 7384 -0
Fax +49 9194 7384 -10
info@ibgndt.de

Switzerland

ibg SWISS AG
Galgenried 6
6370 Stans
Switzerland
Tel. +41 41 612 26 50
Fax +41 41 612 26 51
info@ibgndt.ch

Great Britain

ibg UK Ltd.
33 Parkview Road
Sutton Coldfield,
West Midlands B74 4PR
Tel. +44 121 / 352 1188
Tel. +44 121 / 352 1188
info@ibgndt.co.uk

USA

ibg NDT Systems Corp.
20793 Farmington Rd.
Farmington Hills,
MI 48336
Tel. +1 248 478-9490
Fax +1 248 478-9491
sales@ibgndt.com

Subject to change without notice.
Copyright ibg 2011-08.