



# Remote Asset- Integrity Monitoring

Measuring Metal Loss with  
Installed Ultrasonic Sensors & IoT



**Sensor Networks, Inc.** is a US-based IoT technology company specializing in networked installed ultrasonic sensor systems engineered for precision, scalability and versatility in safety-critical, energy-sector assets. Our unique, patent-pending product and service offering helps customers cost-effectively manage their corrosion and erosion measurement challenges with plant piping, vessels and other components—both for regulatory compliance and improved asset management.

# Productivity advantage

**Metal loss** due to corrosion & erosion is a major issue and cost for:

- **Refineries:** overhead crude lines and naphthenic acid corrosion
- **Chemical plants:** hydrofluoric acid corrosion
- **Oil production facilities:** sand erosion
- **Mid-stream assets:** general ID corrosion and individual pit monitoring
- **Electric power generators:** FAC and MIC
- **Any PSM-regulated sites:** compliance and loss prevention

A fundamental tenet of any asset-integrity strategy is to accurately measure metal loss so it can be properly managed. Sensor Networks' smartPIMS provides that as a safe and cost-effect solution.

**"Measure It, Manage It"**



Multiple cable-drops of installed sensors can be manually accessed above grade with a tablet PC and dataPIMS™.

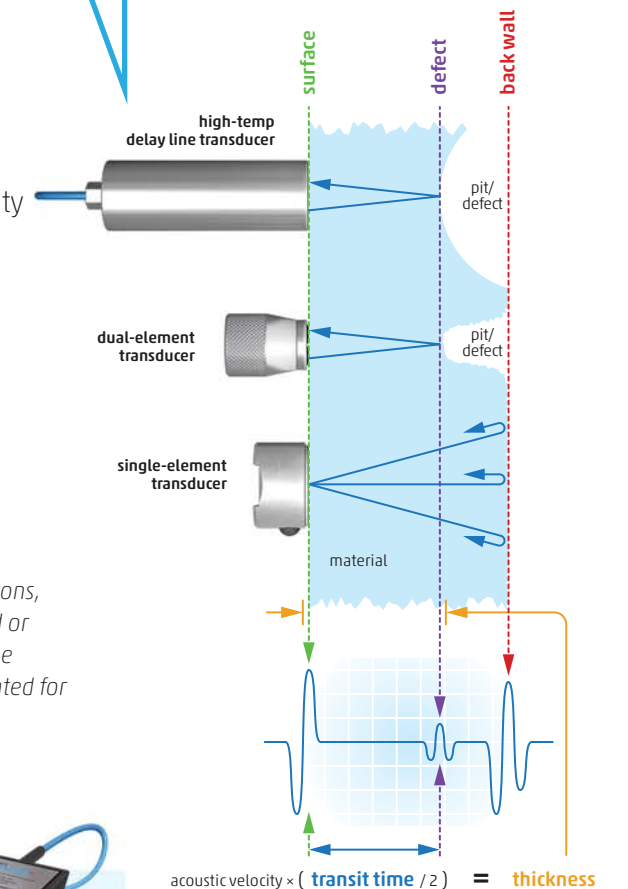


smartPIMS components, software and systems are highly configurable, from just a few sensors to thousands of TMLs per network—and available for purchase, rent or as a service. Leveraging the low-cost and ubiquitous aspects of the Internet and wireless networks—including cellular—systems can be more easily and cost-effectively installed and maintained at most industrial facilities.

## Ultrasound

- **Safe.** Non-invasive to the asset's pressure boundary.
- **Absolute** in its ability to directly measure remaining wall thickness. (Not a proxy for wall loss.)
- **Extremely accurate** to 0.001" (0.025 mm), with ability to measure down to 0.040" (1 mm) in carbon steel, especially for fixed-location probes.
- **Rugged, reliable and portable.** Low recurring maintenance costs.
- **Versatile and cost-effective.**

Ultrasonic nondestructive testing (NDT) is a 70-year-old, proven, established and refined technology. Recent advances with microelectronics, software, wireless communications and the "internet of things" have made "installed ultrasound" an extremely attractive and cost-effective solution for corrosion & erosion monitoring.



For long-term installations, including underground or harsh environments, the transducer is encapsulated for extended protection.

Installed sensors are ideally suited for monitoring areas of active metal loss due to corrosion/erosion.



Flexible matPIMS linear or area arrays, with 16 ultrasonic elements can be wrapped around pipes and elbow extrados, with up to 1,000' (305 m) of cable.

# Wired solutions

## Best suited for:

- Buried installations
- Integration with plant control systems via Modbus/RS485
- Lowest hardware cost per TML/CML
- Manual, automated and integrated data collection options
- High data-collection frequency (>2X/day) incl. control room
- Data-logging model can take & store 3,000 readings. (batteries req'd)
- Resistance to RF interference



Modbus tablet systems address buried pipe and mobile assets (tanker cars and trailers) that require accurate, repeatable, infrequent measurements.



Modbus control room systems are ideal for offshore platforms when wired directly into the asset's plant control system or DCS. The installed sensors provide automatic closed-loop monitoring of the production process.



The matPIMS™ 3x5 transducer array is a 16-element device that can wrap radially or axially on a pipe as small as 4" diameter. It plugs directly into a Modbus tablet with up to 1,000' (305 m) of cable for signal/data capture.

# Wireless solutions

## Best suited for:

- Situations where wiring is cost prohibitive or impractical
- Fully-automated and integrated data collection
- Measurement intervals less than twice daily
- Periodic repositioning



Cellular systems are battery powered, environmentally sealed, self-contained, CI, D2 safety rated and 100% autonomous. Programmed to turn-on at any desired periodic time interval and powering up to 8 dual-element or 16 single-element probes, the smartPIMS device transmits all data and measurements to the cloud/web portal. These units transmit the data using secure HTTPS-SSL encryption protocols.

## downstream



Transducer model XD-201 is an ultra-high temp probe which can operate in 900° F (500°C) continuous-duty service. These probes and their temperature-measuring RTDs are mechanically clamped onto the plant asset.

## midstream



SNI's Pit-track™ hardware/software solution can monitor the growth of many individual pits with a high degree of thickness resolution.



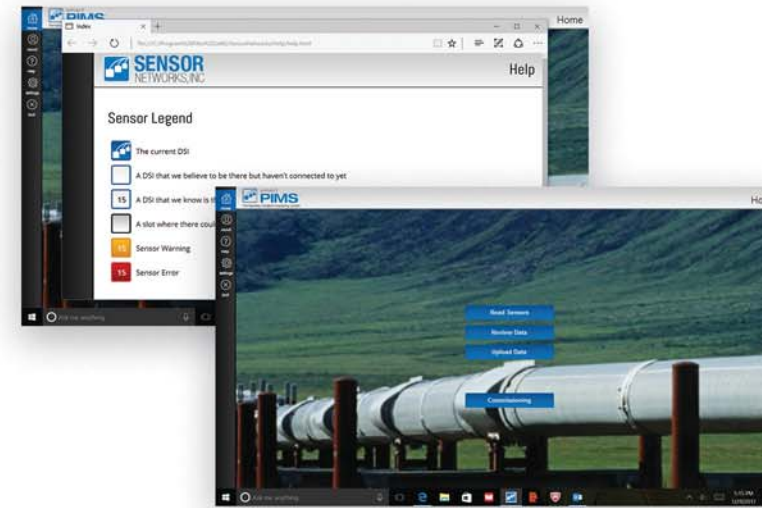
# Data Flow & Management

with webPIMS™ and dataPIMS™

AWS-hosted cloud-based data management system for ultrasonic thickness measurements from installed UT sensors.

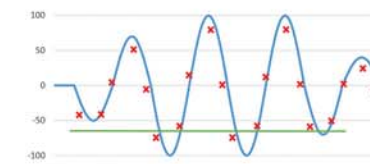
webPIMS can automatically or manually receive data from ultrasonic sensors for web-based display, storage, trending and analysis. Users can access this data from anywhere with an internet-enabled device such as a PC, tablet or smart phone.

An intuitive user's interface allows easy access to stored images or pdf drawings of the actual installed set-up. Temperature sensors at the TMLs record the asset's temperature while software automatically compensates for thermal changes.



dataPIMS™ software is used for system setup, commissioning, calibration, data-logging, data-uploading and CSV file export.

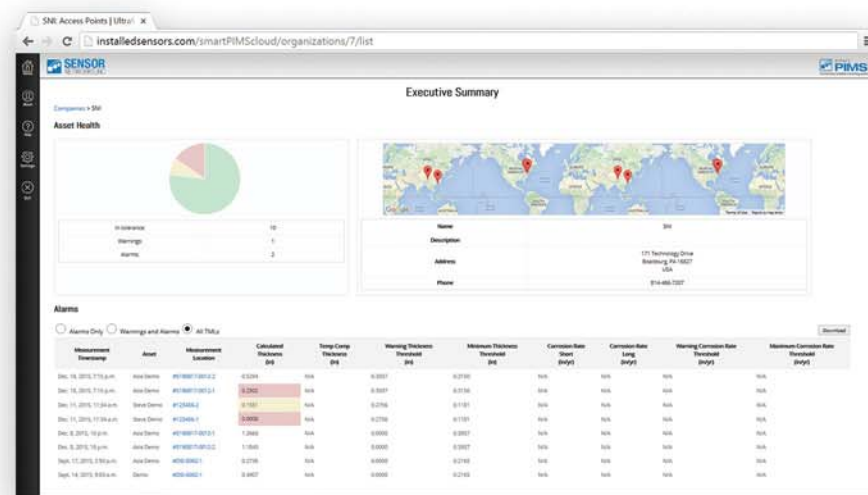
The smartPIMS & webPIMS products store the digitized RF waveform from every thickness reading. Changes in wall thickness, due to corrosion and/or erosion, can be accurately trended while metal-loss rates are precisely calculated using statistical noise-reduction algorithms. Per-TML alarms can be set for either minimum thickness or a maximum metal-loss rate.



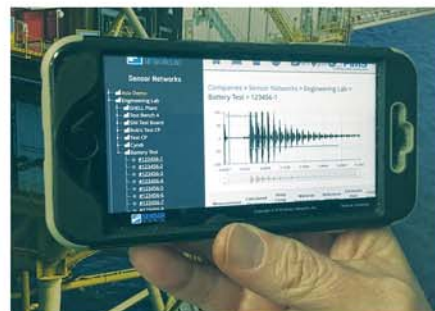
6 tiers of user-defined hierarchy are possible:

- Company
- Site
- Plant
- Asset
- Collection Point (Instrument)
- Probe/TML

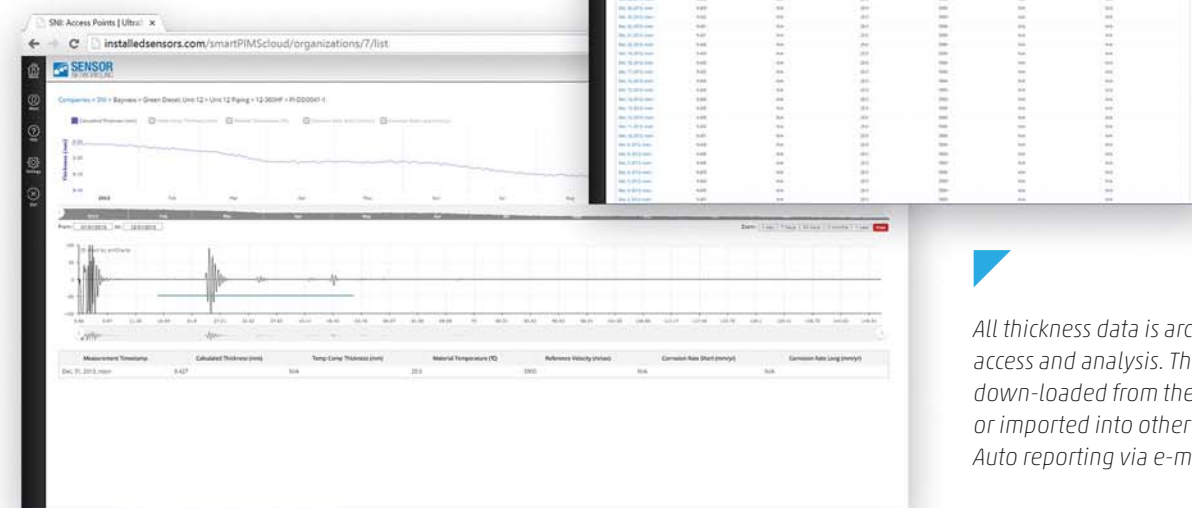
Digital images and/or piping schematic drawings can be archived at each tier.



webPIMS data can be easily accessed from any mobile device or smartphone.



Executive Summary view shows the GPS location of your assets, the in-or-out-of-spec status and an exportable tabular summary with time / date stamp and temperature status. Ultrasonic test data can be automatically uploaded to this cloud app via SNI's cellular smartPIMS device, at any periodic time interval or manually via the tablet-based Modbus system.



All thickness data is archived for easy future access and analysis. These files can be down-loaded from the web for further analysis or imported into other RBI software platforms. Auto reporting via e-mail is easily set-up.



# specifications

## cellular

transmitter

**type** . . . . . cellular (3G/4G-LTE)  
**encryption type** . . . . . SSL  
**model no.** . . . . . smartPIMS Cell  
**battery type** . . . . . Li D-cell, 3.6 VDC, qty. 2  
**battery life** . . . . . 5 years (typical, based on 1 reading/day)  
**ultrasonic system**  
*channels* . . . . . 16 ultrasonic, 1 temperature  
*pulser voltage* . . . . . ±5V bipolar square wave  
*analog frequency* . . . . . 1–10 MHz (–3dB)  
*gain* . . . . . –10dB to +70dB  
*digitizer frequency* . . . . . 40 Msps  
*certification* . . . . . Class 1, Div. 2  
**enclosure**  
*type* . . . . . instrumentation housing  
*material* . . . . . aluminum  
*rating* . . . . . NEMA 4X, IP66  
*temperature range* . . . . . –4°F to +140°F (–20°C to +60°C)  
*dimensions* . . . . . 5.44" × 5.59" × 5.11" (138 × 140 × 130mm)  
*weight* . . . . . 5.2 lbs. (2.36 kg)

## Modbus

transmitter

**model no.** . . . . . smartPIMS Modbus and Modbus DL  
*Modbus DL with batteries can collect and store 3,000 thickness readings.*  
**protocol** . . . . . Modbus  
**communication** . . . . . RS-485, 2-wire, max. 1000' (305m)  
**power** . . . . . 10–20 VDC  
**ultrasonic system and enclosure** . . . . . [same as cellular model]

tablet datalogger

**performance**  
*processor* . . . . . Intel i5-4200U 1.6GHz w/ 3MB L3 cache (dual-core)  
*memory* . . . . . 8 GB RAM  
*storage* . . . . . M2-SATA SSD, 64 GB  
*operating system* . . . . . Windows 10

**connections** . . . . . network power, data via RS-485-to-USB adapter

**physical**  
*drop/shock resistance* . . . . . MIL-STD-810G  
*environmental* . . . . . IP65, 14–131°F (–10 to +55 °C)  
*dimensions/weight* . . . . . 11.4" × 7.48" × 0.78" / 2.73 lbs.

## transducers

transducer cable

**type** . . . . . co-ax, 1/4" dia.  
**maximum length to transducer** . . . . . standard 10' (3.0m), custom to 50' (15.2m)

transducers

	single-element contact	dual-element contact	delay-line contact	matPIMS
<i>model</i>	XD-101	XD-301	XD-201	XD-401
<i>application</i>	general purpose	severe pitting	ultra-high temp	general wall loss
<i>frequency</i>	5 MHz	5 MHz	7 MHz	7.5 MHz
<i>active area (dia.)</i>	0.25"/6.35mm	0.375"/10mm	0.375"/10mm	0.25"/6.35mm
<i>overall (dia. x h)</i>	1.0 × 1.0" 25.4 × 25.4 mm	0.75 × 0.75" 19 × 19 mm	0.8 × 2.25" 20.3 × 57.2 mm	1.0 × 0.912" 25.4 × 231.6 mm
<i># of transducers</i>	1–16	1–8	1–16	16 (1 reference, 15 active)
<i>resolution</i>	0.001"/0.025mm	0.001"/0.025mm	0.001"/0.025mm	0.001"/0.025mm
<i>thickness range†</i>	0.200–6.0" 5.1–150.0mm	0.040–6.0" 1.0–150.0mm	0.125–1.0" 3.0–25.0mm	0.125–6.0" 3.0–150.0mm
<i>temp range</i>	–5 to +150 °F –20 to +80 °C	–5 to +300 °F –20 to +150 °C	–5 to +932 °F –20 to +500 °C	–5 to +150 °F –20 to +80 °C
<i>attachment</i>	magnet/adhesive	magnet/adhesive	mechanical clamp	adhesive

†minimum resolutions stated as typical values, but will vary with pipe condition

Sensor Networks®, smartPIMS®, webPIMS™, matPIMS™, dataPIMS™ and Pit-Track™ are trademarks of Sensor Networks, Inc. ©2017. All rights reserved.



35560 Grand River Ave, #420  
 Farmington Hills, MI 48335  
 P: 248-676-1007 / E: sales@z-checkcorp.com  
 Website: www.z-checkcorp.com

